



ST. LOUIS

SAFETY & ACCESSIBILITY GUIDE



FOR MORE INFORMATION PLEASE VISIT GUEST RELATIONS

INTRODUCTION:

We are thrilled you have chosen to spend your day at Six Flags! Our goal is to make your visit fun and memorable. This Six Flags Guest Safety and Accessibility Guide includes important information to assist Guests with planning their visit to the park and enjoy its various attractions, rides, services and amenities. In this Guide, Guests will find specific information for individuals with disabilities along with general policies and guidelines.

We work closely with the manufacturer of each of our rides and our policies incorporate the manufacturers' guidelines as well as the requirements of the Americans with Disabilities Act. We hope that this Guide will help Guests make the best choices to ensure a safe, comfortable and convenient experience at the park. If, at any time, Guests need additional assistance or a further explanation of our policies and guidelines, they should feel free to ask any Six Flags Team Member.

Our goal is to safely and efficiently accommodate the needs of all Guests, including individuals with disabilities. This Guide, along with the availability of our Team Members to answer any questions and offer assistance, will allow Guests to have a thrilling and safe day at the park.

GENERAL WARNING:

We are committed to providing you a safe environment during your visit to Six Flags. While there are inherent risks to participating in any amusement park ride or attraction, our goal is to ensure your safety with the incorporation of some restrictions. For your safety, you should be in good health to ride. Only you know your physical conditions or limitations.

Many amusement park rides incorporate safety systems designed by the manufacturer to accommodate people of average physical stature and body proportion. These safety systems may place restrictions on the ability of a Guest to safely be contained within the ride restraint. Extremely large or small individuals, Guests who have heart, back or neck trouble or conditions, pregnant women, people who have had recent surgery or an illness, people with casts, braces, restrictive devices or certain disabilities may not be safely accommodated by certain ride systems. For example, height requirements are based on the size

needed for safety restraints to function properly and the level of maturity usually associated with a certain height.

If you suspect your health could be at risk for any reason, or you could aggravate a pre-existing condition of any kind, **DO NOT RIDE**. The specific features, rider requirements and health restrictions of each ride are described later in this Guide.

In order to ride, all Guests must be able to maintain the proper riding position, meet the ride requirements and appropriately utilize the restraint systems, including lap bars, shoulder harnesses and seatbelts as indicated. All Guests must also be able to demonstrate a willingness and ability to comply with verbal and written rider requirements.

Six Flags reserves the right to make the final determination regarding eligibility of a Guest to ride a particular ride based on the Guest's size, weight, height or other limitations. Information in this Guide is subject to change.

RIDER RESPONSIBILITY:

All Guests have a duty to exercise good judgment and act in a responsible manner while participating on a ride or attraction and to obey all verbal and written warnings and instructions. Guests also have a duty to properly use all ride and attraction safety equipment provided.

PARKING:

Accessible parking is available on a first-come, first-serve basis within the main parking lots of the park. When you arrive at the parking toll booths, ask a Team Member for instructions regarding where to proceed to the accessible parking lot. Both auto and van accessible spaces are provided. A valid disabled persons parking placard or license plate must be displayed at all times while parked in the designated accessible parking area. If the designated accessible parking area is full at the time of your arrival, members of your party may be dropped off at the main pick-up/drop-off area, near the main entrance to the park. Please ask a Team Member for directions to additional parking areas.

WHEELCHAIRS AND ELECTRIC CONVENIENCE VEHICLES (ECV'S):

Wheelchairs and electric convenience vehicles (ECV's) are available for rent at Guest Relations before the Front Gate. A deposit is also required.

Guests may also use their own wheelchairs or ECV's. If you need to take the rented wheelchair or ECV outside of the park, a Team Member escort is necessary to do so. Please ask for assistance at Guest Relations. Battery recharging is also available at Palace Rentals. ECV's must be operated in a safe manner, only one person may be on the ECV while moving, must have 3 wheels and cannot exceed 5 miles per hour while moving in the park or on Six Flag's property.

Guests using wheelchairs or ECV's may utilize any designated turnstiles to enter the park. Many of the park's shopping and dining facilities are also wheelchair accessible. Many of the rides and attractions have queues that are accessible to Guests using manual wheelchairs. If an alternate entrance is required, these entrances are generally at the ride exit and are identified by a sign with the universal wheelchair symbol. Please keep in mind that there are specific boarding requirements and accommodations for those using wheelchairs at each ride or attraction.

SEGWAY:

Due to varying walkways, terrains and large crowds, we cannot permit the use of two-wheeled, self-balancing electric vehicles such as Segways. We are pleased to offer other forms of transportation, including ECV's and standard wheelchairs. Please contact Guest Relations for more information.

SERVICE ANIMALS:

Trained service animals are welcome at our Six Flags Theme Parks. Service animals are defined as dogs that are individually trained to do work or perform tasks for people with disabilities. Examples of such work or tasks include guiding people who are blind, alerting people who are deaf, pulling a wheelchair, alerting and protecting a person who is having a seizure, reminding a person with mental illness to take prescribed medications, calming a person with Post Traumatic Stress Disorder (PTSD) during an anxiety attack,

or performing other duties. Service animals are working animals, not pets. The work or task a dog has been trained to provide must be directly related to the person's disability. Dogs whose sole function is to provide comfort or emotional support do not qualify as service animals. Miniature horses that have been individually trained to do or perform tasks for people with disabilities will qualify as service animals.

Service animals must be house broken and remain on a leash or harness and under the control of their handler at all times. Guests whose service animal demonstrates aggressive and/or annoying actions toward a Guest or Team Member will be directed to remove the animal from the park.

Service animals are welcome in most locations of the park. Most of our rides are not equipped or designed for accessibility to service animals. Therefore, a member of your party must be available to stay with the animal while you ride.

Rides:

Service animals, including miniature horses, are permitted on the Tommy G. Robertson Railroad, Colossus and the Grand Ole Carousel in one of the chariots provided that they fit.

Haunted Mazes:

Guests with service animals, please note that these attractions use loud noises, theatrical lighting, special effects, and sudden movements intended to provide our guests with a thrilling experience. We rely on you to determine whether this attraction is appropriate for your service animal to experience. We remind guests with service animals that they must maintain full control of their service animal at all times while in the Park.

Guests may take advantage of our Kid Swap policy for staying with their service animal. However, park Team Members will not take responsibility for, or provide care to any service animal. Refer to this section on Kid Swap for more information.

Service Animal "Relief Areas" are located in the grassy areas outside of the Metal Detection location at the Front Gate, to the left of the Palace Rentals and next to the smoking area inside Hurricane Harbor (this location only available during waterpark operating hours). Owners are responsible for disposing of their animal's waste.

Please look for this designated sign:



RESTROOMS:

Most restrooms within the park are accessible for Guests using wheelchairs. Please check the park map for locations. The park's Team Members or Guest Relations can provide location directions should you need companion restrooms during your visit.

ALTERNATE ACCESS:

Most of the park's theaters, attractions, restaurants and shops are accessible to wheelchairs. Most, if not all rides require transfer from the wheelchair to the ride seat. Special access entrances are available to accommodate Guests with mobility aides and service animals. These special entrances are generally at the ride exit and are identified by a sign with the universal wheelchair symbol.

Entry, Exit and Transfer must be accomplished independently by the Guest or with the assistance of a member from his/her party. Six Flags Team Members are not trained in lifting or carrying persons with disabilities and are therefore not permitted to assist Guests on or off the rides. Not all rides have alternate access. If in doubt, please contact the Ride Attendant or Guest Relations for more information.

ATTRACTION ACCESSIBILITY PROGRAM:

Our goal is to safely accommodate the needs of all Guests. Our policies comply with the Americans with Disabilities Act (ADA) and applicable state laws.

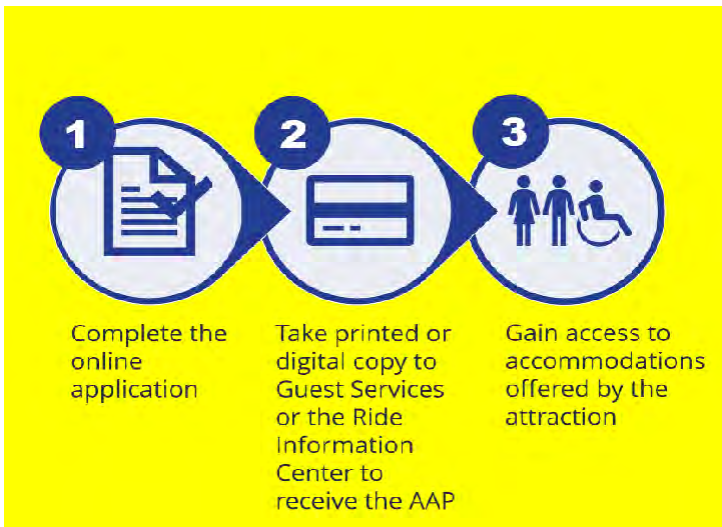
Six Flags' Attraction Accessibility Program is designed to accommodate guests with disabilities or certain other qualifying impairments so they may participate in the enjoyment of our Parks. Each attraction at Six Flags has been evaluated for the criteria necessary for an individual to ride

safely. Our ridership criteria is based on the requirements of the attraction manufacturer and the ability of guests to utilize all safety restraints and devices as designed, while maintaining the proper riding position throughout the duration of the ride. It is our policy to allow anyone to ride who meets all of these requirements and does not cause or create a legitimate safety concern to herself/himself or others. Our Attraction Accessibility Program matches the individual abilities of our guests to the ridership criteria for each attraction.

The Attraction Accessibility Program is an accommodation designed to provide equal access to Park attractions and not to bypass other guests waiting in the standard queue.

The following procedures apply to guests who wish to participate in our Attraction Accessibility Program:

1. Guests can visit Guest Relations to obtain Six Flags' Safety & Accessibility Guide to review the rider requirements of each ride or attraction. This Guide is also available on our website at www.sixflags.com.
2. Guests with cognitive disorders, disabilities or mobility impairments who request helpful accommodations must obtain the IBCCES Individual Accessibility Card (IAC) by registering at www.accessibilitycard.org. The registration process requires the information listed below be uploaded into a secure online portal. Once a Guest has filled out the online application and uploaded necessary documentation, they will be able to access their digital Accessibility Card. Guests will present the IBCCES Accessibility Card and Information Sheet to the Ride Information Center (Guest Services) inside each park to receive any necessary accommodations.



PROCEDURES to Obtain the IBCCES INDIVIDUAL ACCESSIBILITY CARD (IAC)

Documentation/Information for registration includes:

- **Contact Information:** Name, email, address and phone/cellnumber
- **Cardholder Information:**
 - Recent photo of the cardholder for identification purposes
 - Birth date
 - Name of the disability/disorder (optional)
 - Helpful accommodations needed
 - Name of the attraction you are visiting
- **Healthcare Information**
 - Statement from a healthcare provider or Individualized

Education Plan (IEP or equivalent) including the following:

- Full name of the healthcare professional or education professional
- NPI number (Provider ID) *
- Their title
- Their phone number
- Their email address
- Statement indicating the guest has a

disability or other qualifying impairment under the Americans with Disabilities

Act (ADA) and/or applicable state law that prevents the guest from waiting in a standard queue. Please note that the nature of the disability does not have to be provided in the statement. If the disability is of a temporary nature, the doctor's note should state the time period of the temporary disability

* Not required if uploading an Individualized Education Plan

* Individuals requesting the IAC must be 18 years or older

* The IAC does NOT guarantee entry to the attraction and any special accommodations

1. In an effort to provide equal treatment to all of our Guests, only those Guests with a disability or other qualifying impairment and up to three (3) riding companions will be allowed to access attractions through the alternate entrance. If the guest's party is larger than four (4) Guests, the other members of the party will be required to enter the ride or attraction through the standard queue.
2. To obtain an Attraction Access Pass guests with disabilities, mobility impairments or certain other qualifying impairments should visit Guest Relations, inside the Park (Palace Services). Such guest will be required to present a valid doctor's note in order to receive an Attraction Access Pass. The doctor's note must include the name of the individual requesting the AAP, doctor's name, address, phone number and their signature on their letter head that includes their medical ID number, along with a statement indicating the guest has a disability or other qualifying impairment under the Americans with Disabilities Act (ADA) and/or applicable state law that prevents the guest from waiting in a standard queue. Please note that the nature of the disability should not be provided in the doctor's note. If the disability is of a temporary nature, the doctor's note should state the time period of the temporary disability. A photo identification must be presented at the time of issuance, (for children 12 and under, photo ID of the parent or guardian would be accepted).
3. To use the Attraction Access Pass, the guest should proceed to the attraction's alternate

entrance and show the attraction attendant the Attraction Access Pass. The attraction attendant will document a reservation time that is comparable to the current wait time for the same ride/attraction. The guest, and up to three (3) riding companions, can then return to the attraction, using the alternate entrance, at the time of the reservation in order to ride.

A guest using an Attraction Access Pass may rest in a comfortable location or enjoy other attractions in the area until the assigned reservation time has come or when the others from the guest's party waiting in the standard queue reach the boarding platform. There is a 15 minute grace period for late arrivals.

A guest with an Attraction Access Pass must ride in order for the guest's companions to utilize the Attraction Access Pass to enter the attraction through the alternate entrance. If the guest with an Attraction Access Pass chooses not to ride, the guest's companions must wait in the standard queue.

Attraction Access Passes are not designed to bypass or "skip" the standard queue and the wait will be equal to the posted wait times. Individuals found to be fraudulently using the Attraction Access Pass will be in violation of our Guest Code of Conduct and may be subject to civil penalties. Violators may also be asked to leave the Park without any refund.

PERSONAL CARE ATTENDANT:

The Personal Care Attendant (PCA) program is designed to accommodate guests with disabilities who are in need of support services such as personal hygiene, eating, toileting, transferring, safe movement, maintaining continence and/or medication management, in order to participate in the Park's goods, services and attractions. The PCA's attendance is required to enable the guest to participate in the Park's goods, services and attractions. The PCA is not a guest and shall not participate in any of the Park's good, services or attractions separate and apart from their client. The PCA receives compensation for the PCA's services, and the PCA is professionally licensed as a home health aide. If the Park discovers that the guest or the PCA has misrepresented the purpose of the PCA or that the PCA has acted as a patron of the

Park as opposed to a PCA, the PCA and the guest will be expelled from the Park and may be barred from future entry.

MEDICAL DEVICES AND MOBILITY AIDES:

For your safety and the safety of others, riders may be required to remove medical devices, half or full length orthotics, braces, crutches, canes, prosthetics and any other type of medical assistance device that is not permanently affixed to the rider's body to prevent hazards or loss due to ride forces. These devices prevent safety restraints from working as designed, keep the rider from maintaining the proper riding posture, and present a hazard to the rider or others. If in doubt about your ability to safely experience a ride or attraction, please refer to the Rider Requirement Sign at the ride entrance. You may also consult with a Ride Attendant or Guest Relations for more information.

Please also refer to the "Ride Information" section of this Guide for specific information regarding removal of medical devices and mobility aides on a ride by ride basis. If you have any questions, please ask a Ride Attendant or visit Guest Relations.

LARGER FRAMED GUESTS:

Many rides incorporate safety systems designed by the manufacturer to accommodate people of average physical stature and body proportion. These systems may place restrictions on the ability of an individual to safely experience the ride.

In order to ride, all seatbelts, lap bars, and shoulder harnesses must be positioned and fastened properly. Due to rider restraint system requirements, Guests of a larger size may not be accommodated on some rides.

KID SWAP:

The Kid Swap program is designed to accommodate groups with younger children who may not be tall enough to ride some attractions. To participate: 1) The entire party should enter the ride queue; 2) When preparing to board, tell the Ride Attendant you are using the Kid Swap program; 3) Children who are not tall enough to ride may wait at the exit with an adult from your party; 4) After the first ride is completed, the adult who waited with the child will be allowed to ride.

RIDE RATINGS AND WARNINGS:

Ride warning signs can be found at the entrance of each ride to help determine the attractions that are best for Guests based upon their experience level, physical condition and abilities. Information on each ride can also be found on the Park Map and Guide.

Key to Symbols:



GENERAL INFORMATION

FRIGHT FEST:

Theatrical fog effects, areas of low lighting, loud music, sound effects, and theatrical and strobe lighting are used throughout the park during Fright Fest. This includes streets, midways, outdoor scare zones, mazes and haunted houses both indoor and outdoor, live entertainment venues and children's attractions.

Guests with respiratory sensitivities, history of seizures or epilepsy, or sensitivities to latex, loud music and sound effects are advised not to participate in these attractions. Please adhere to all posted and verbal warnings and directions.

FAMILY SERVICES/NURSING MOTHERS:

A private room for nursing mothers is available upon request. Babychanging areas and a companion restroom can be found in most restrooms. Please feel free to ask a Team Member for directions to these locations or review a park map.

HEARING DISABILITIES: Assisted listening devices are available upon request. Please see Guest Relations for additional information. American Sign Language Interpreting will be available if requested at least 7 days in advance of your visit. To arrange for sign language interpreting services, please call the Security office at 636-938-5300 extension 7105555 Monday through Friday 9:00am to 5:00pm.

PREGNANCY:

Guests who know or believe they may be pregnant should follow all rules, guidelines and restrictions listed for each ride. Those who are pregnant should not ride a ride that specifically lists pregnancy as a rider restriction. Please closely review all rules and guidelines at the entrance of each ride.

FOOD, DRINKS AND COOLERS:

Food, beverages, coolers and grills may not be brought into the park. The only food exceptions are for food allergies as described below and infant food, in non-glass jars. Six Flags St. Louis prohibits the use of grills and open flames in and around the property, including parking lots.

FOOD ALLERGIES:

Guests who suffer from sensitivities or life-threatening allergies may bring food into the park if they do not feel comfortable with the menu options available. In this case, the food must be limited to the individual with the allergy and may contain: two sealable sandwich bags (7x8 inches) and one snack to accommodate their visit (such as a piece of fruit, or a fruit bar, or a snack that fits in a sandwich bag). One small soft-sided cooler may be brought into the park to carry these items. No outside beverages are permitted. Please see Security at Six Flags St. Louis Metal Detection location to receive a medical sticker.

FIRST AID:

Emergency Medical Technicians or Paramedics are on duty during all park operating hours. If you require medical assistance, ask any Team Member and they will summon medical personnel to your location. Please refer to your Park Map and Guide for the location of First Aid.

OXYGEN TANKS/AIR CONCENTRATORS:

Due to the dynamics and certain characteristics of the rides, oxygentanks or portable systems are not permitted on most of our rides and attractions. Oxygen tanks are permitted in enclosed facilities. For your convenience, the park's First Aid station(s) will be able to appropriately store your additional oxygen tanks during your visit.

SPECIAL EFFECTS AT THEATERS, RIDES AND ATTRACTIONS:

Theatrical fog and other effects, including but not limited to: haze and other atmospheric effects, scents, areas of low lighting, loud music, sound effects, theatrical lighting and strobe lighting may be used at various locations in the park such as theaters and during Fright Fest. Guests with respiratory sensitivities, history of seizure or epilepsy, or sensitivities to latex, loud music and sound effects are advised not to participate in these attractions. Please adhere to all posted and verbal warnings and directions.

RIDE INFORMATION

CAMERAS:

Picture taking and the use of cameras and video recording devices is not permitted on any ride, while it is in motion. It is encouraged that Guests leave their equipment with a non-rider or secure it in a locker or their vehicle. Lockers are available to store items for a nominal fee. Guests must have written permission to use photographs and/or recordings of any aspect of the park for commercial broadcasting, advertising, marketing, or publishing in any medium.

FULL BODY HARNESS:

The safety of our guests and employees is always our highest priority and we strive to provide a fun, safe experience for all guests. In an effort to better accommodate the needs of guests with certain disabilities, we have worked with ride manufacturers to develop safety harnesses for select rides in our park. Riders who do not meet certain extremity requirements may be able to ride utilizing the full body harness [if all requirements are met]. Our ride operators have been trained to assist guests with the harnesses to ensure their safety and enjoyment.

RIDE EVACUATIONS:

If a ride evacuation is necessary, Guests may need to negotiate stairs from the highest points of the ride down steeply inclined stairs or walking surfaces. Guests requiring assistance during the ride evacuation may be escorted last in order to expedite the ride evacuation process. Please ask a Ride Attendant about the specific procedures prior to boarding a particular ride.

Definitions: Every ride entrance lists height requirements and special instructions regarding the ride. Six Flags uses the following terms:

Responsible Person (Adult): A responsible person is someone who meets all the requirements to ride the ride themselves and is at least 54" tall or taller.

Accompanied By:

Whenever a Guest needs accompaniment, the accompanying person must meet all the ride requirements and be able to assist the Guest including helping the Guest to board and exit the ride and assisting the Guest down stairs, catwalks, or ladders in case of an evacuation.

Lap Child: A lap child is a child who is unable to walk to the ride independently or maintain independent seated postural control.

Functioning Extremity: A functioning extremity is a limb over which a person has control. A prosthetic device is not considered a functioning extremity. Six Flags has additional requirements regarding prosthetic devices. Please see the information for each specific ride in the Ride Information section of this Guide.

Ability to hold on or brace: Ability to use one's arms to maintain a grasp on an assist bar and support one's body during normal and emergency procedures on a ride and to use one's legs to brace to maintain a seated position during the ride.

Functioning Arm: is a full arm with the ability to be flexed at the elbow and a minimum of three full fingers with the ability to hold on with a firm grip.

Functioning leg: is a fully formed natural leg with a foot.

LOOSE ARTICLE POLICY:

- "Loose articles are not permitted" on most rides and should be left with non-riders or secured in lockers. Loose articles of any kind (including but not limited to purses, backpacks, beverage containers, cell phones and keys) may not be taken past the queue entrance and cannot be left on the load/unload platform.
- Loose articles for the balance of rides such as cell phones, keys, or other small items must be secured in cargo pockets, zippered pockets, ride bins. All loose articles which cannot be secured must be locked in a locker, or left with a non- rider prior to entering the queue line.

If you have questions concerning whether you meet the manufacturer and safety restraint system requirements for attractions (concerning the ability to maintain proper riding position and/or the physical requirements with respect to functioning limb and gripping ability) you should visit the Guest Relations office at the entrance to the park and ask about the Attraction Accessibility Pass.

A Guest Relations Team Member will review with you the attraction requirements and if you meet such requirements, will provide you with an Attractions Access Pass that you can use at each approved attraction to demonstrate to the Ride Operator that you meet the manufacturers and safety restraint system requirements.



American Thunder

An exciting coaster with high speed turns and steep drops and sudden stops.

Height Restriction: Riders must be at least 48" tall to ride.

Physical Requirements: Each rider must maintain in an upright seated position with their head against the headrest during the duration of the ride and their arms, hands, legs, and feet inside the ride vehicle at all times. In addition, riders must possess at least one






- (1) functioning arm absent of prosthetic devices and two (2) functioning legs absent of prosthetic devices. No prosthetics are allowed. For your safety and the safety of others, riders must remove medical devices including half or full length orthotics, braces, crutches, canes, prosthetics and any other type of medical assistance device that is not permanently affixed to the rider's body to prevent hazards or loss due to ride forces
- (2) Riders must step up and down into the ride vehicle and will need to transfer from a wheelchair to the ride vehicle.

Ride Access: Riders using a manual or electric wheelchair or an ECV should enter through the Alternate Access Entrance located to the left of the ride entrance.

Loose Article Policy: Loose articles are not permitted on this ride. Loose articles of any kind (including but not limited to purses, backpacks, beverage containers, cell phones and keys) must be secured in cargo pockets, zippered pockets or article bins, which are relocated on the ride dock. All loose articles which cannot be secured must be locked in a locker, or left with a non-rider.

IBCCES Sensory Guide™

GCI / GCI 2p / Coaster Wood
ISD#8000

TOUCH	TASTE	SOUND	SMELL	SIGHT
				
Sensory Level (1 = low sensory stimulation, 10 = high sensory stimulation)				
7	1	7	1	7

© 2019 IBCCES ALL RIGHTS RESERVED

Participant Guidelines

<ul style="list-style-type: none"> Hard Turns Banking Curves Floating sensation Negative G-force Steep drops Seat Bar applies some pressure 	<ul style="list-style-type: none"> Minimal Sensory Impact 	<ul style="list-style-type: none"> Clickety Clack Sound of a Wooden Roller Coaster Screaming guests 	<ul style="list-style-type: none"> Minimal Sensory Impact 	<ul style="list-style-type: none"> Potential for Motion Sickness/Dizziness Direct Sunlight Optical Illusions
---	--	---	--	---

© 2019 IBCCES ALL RIGHTS RESERVED

Activity Summary

Classic wooden Architecture meets cutting edge engineering to deliver spectacular 50mph drops!

© 2019 IBCCES ALL RIGHTS RESERVED

Batman The Ride

An exciting ride with high speeds, steep drops, fast turns, inverted loops and sudden stops.

Height Restriction: Riders must be at least 54” tall to ride.






Physical Requirements: Each rider must maintain in an upright seated position with their head against the headrest during the duration of the ride and their arms, hands, legs, and feet inside the ride vehicle at all times. In addition riders with one amputated foot or two amputated feet (amputation below the knee) may ride provided the rider has ability to hold on with two functioning hands. Riders with one missing arm or hand may ride, provided rider has ability to hold on with one functioning hand and brace themselves with two functioning legs. No casts are allowed. No prosthetics are allowed. For your safety and the safety of others, riders must remove medical devices including half or full length orthotics, braces, crutches, canes, prosthetics and any other type of medical assistance device that is not permanently affixed to the rider’s body to prevent hazards or loss due to ride forces. Riders must have control of their leg(s). Riders using a wheelchair must transfer from the wheelchair onto the ride.

Ride Access: Riders using a manual or electric wheelchair or an ECV should enter through the Alternate Access Entrance located at the ride exit.

Loose Article Policy: Loose articles are not permitted on this ride. Loose articles of any kind (including but not limited to purses, backpacks, beverage containers, cell phones and keys) must be secured in cargo pockets, zippered pockets or article bins, which are located on the ride dock. All loose articles which cannot be secured must be locked in a locker, or left with a non-rider.

IBCCES Sensory Guide™

B & M/Coaster Inverted
ISD#8001

TOUCH	TASTE	SOUND	SMELL	SIGHT
				
Sensory Level (1 = low sensory stimulation, 10 = high sensory stimulation)				
8	1	7	1	8

© 2019 IBCCES ALL RIGHTS RESERVED

Participant Guidelines

- 360-degree loops
- Highly restrictive safety restraints
- Suspended in air
- G-Force speed
- Tight twists and turns
- Restrictive Restraint

- Minimal Sensory Impact

- Screaming Guests
- Sound of machinery

- Minimal Sensory Impact

- Potential for Motion Sickness/Dizziness
- Direct Sunlight
- Optical Illusions

© 2019 IBCCES ALL RIGHTS RESERVED

Activity Summary

The Masked superhero takes you on a menacing ride of relentless loops and twists over the streets of Gotham.

© 2019 IBCCES ALL RIGHTS RESERVED

Boomerang

An exciting coaster with high speed turns and steep drops and sudden stops.

Height Restriction: Riders must be at least 48" tall to ride.






Physical Requirements: Each rider must maintain in an upright seated position with their head against the headrest during the duration of the ride and their arms, hands, legs, and feet inside the ride vehicle at all times. Riders must possess at least one (1) functioning arm absent of prosthetic devices and one (1) functioning leg absent of prosthetic devices. Riders must step up and down into the ride vehicle and will need to transfer from a wheelchair to the ride vehicle.

Ride Access: Riders using a manual or electric wheelchair or an ECV should enter through the Alternate Access Entrance located at the ride exit.

Loose Article Policy: Loose articles are permitted on this ride. Loose articles such as cell phones, keys, or other small items must be taken with the rider and secured in cargo pockets or zippered pockets. All loose articles which cannot be secured must be locked in a locker, or left with a non-rider.

IBCCES Sensory Guide™

Vekoma/Coaster Boomerang
ISD#8002

TOUCH	TASTE	SOUND	SMELL	SIGHT
				
Sensory Level (1 = low sensory stimulation, 10 = high sensory stimulation)				
8	1	7	1	7

© 2019 IBCCES ALL RIGHTS RESERVED

Participant Guidelines

<ul style="list-style-type: none"> 360-degree loops Highly restrictive safety restraints G-Force speed Tight twists and turns Ride moved in forward and reverse 	<ul style="list-style-type: none"> Minimal Sensory Impact 	<ul style="list-style-type: none"> Screaming Guests Sound of machinery 	<ul style="list-style-type: none"> Minimal Sensory Impact 	<ul style="list-style-type: none"> Potential for Motion Sickness/Dizziness Direct Sunlight Optical Illusions
--	--	--	--	---

© 2019 IBCCES ALL RIGHTS RESERVED

Activity Summary

Be pulled back, then sent soaring across a twisted track at amazing speeds.

© 2019 IBCCES ALL RIGHTS RESERVED

Bugs Bunny Fort Fun

A children's soft play area.

Height Restriction: Riders must be a maximum of 54" tall to play. Riders under 40" may ride if accompanied by a responsible person over 54". Riders must be at least 42" tall to participate on the spiral slides for this element.






Physical Requirements: There are no physical restrictions, however participants must step up and down into the play area and will need to transfer from a wheelchair to participate on the play structure

Ride Access: There is not an Alternate Access Entrance, please use attraction entrance.

Loose Article Policy: Loose articles are permitted on this ride. Loose articles such as cell phones, keys, or other small items must be taken with the rider and secured in cargo pockets or zippered pockets. All loose articles which cannot be secured must be locked in a locker, or left with a non-rider.

IBCCES Sensory Guide™

Hags/Area Dry Play Structure uniplay play
ISD#8027

TOUCH	TASTE	SOUND	SMELL	SIGHT
				
Sensory Level (1 = low sensory stimulation, 10 = high sensory stimulation)				
2	1	2	1	2

© 2019 IBCCES ALL RIGHTS RESERVED

Participant Guidelines

- Interactive play
- Slides
- Climbing nets
- Different walking surface
- Minimum sensory impact
- Close proximity to other guests at peak times
- Music playing in the background
- Minimum sensory impact
- Shaded play area

© 2019 IBCCES ALL RIGHTS RESERVED

Activity Summary

A fun treehouse for kids and adults to play in.

© 2019 IBCCES ALL RIGHTS RESERVED

Bugs Bunny Ranger Pilots

A gentle circular ride with some up and down motion. Height Restriction: Riders must be 54" tall or under to ride.






Physical Requirements: Each rider must maintain in an upright seated position with their head against the headrest during the duration of the ride and their arms, hands, legs, and feet inside the ride vehicle at all times. Riders must possess at least one (1) functioning arm absent of prosthetic devices and one (1) functioning leg absent of prosthetic devices. No leg casts are allowed. Riders must step up and down into the ride vehicle and will need to transfer from a wheelchair to the ride vehicle.

Ride Access: Please ask the Ride Operator for instructions on when and where to enter the ride.

Loose Article Policy: Loose articles are permitted on this ride. Loose articles such as cell phones, keys, or other small items must be taken with the rider and secured in cargo pockets or zippered pockets. All loose articles which cannot be secured must be locked in a locker, or left with a non-rider.

IBCCES Sensory Guide™

Chance/Baron Red
ISD#8028

TOUCH	TASTE	SOUND	SMELL	SIGHT
				
Sensory Level (1 = low sensory stimulation, 10 = high sensory stimulation)				
3	1	2	1	3

© 2019 IBCCES ALL RIGHTS RESERVED

Participant Guidelines

- Height determined by rider
- Up and down
- Circular motion
- Minimum sensory impact
- Sound of machinery
- Soundscape playing
- Minimum sensory impact
- Motion sickness/dizziness may occur

© 2019 IBCCES ALL RIGHTS RESERVED

Activity Summary

High-flying adventure awaits pilots-in-training as their propeller planes lift off for a circular tour!

© 2019 IBCCES ALL RIGHTS RESERVED

Catwoman Whip

A High Thrill ride with circular motion that swings side to side at high elevations






Height Restriction: Guests must be at least 50” tall to ride. Physical Requirements: Each rider must maintain in an upright seated position with their back against the seatback during the duration of the ride. At a minimum, riders must have two (2) legs that include the knee. Riders must have two (2) arms that extend at a minimum to the elbow and one natural, functioning hand on one of the two arms. Prosthetics may not be worn on the ride. Riders must step up and down into the ride vehicle and will need to transfer from a wheelchair to the ride vehicle.

Ride Access: Guests using a manual or electric wheelchair or an ECV should proceed to the exit and present a valid Attraction Access Pass to a Team Member at the exit to receive a wait time. (The ride entrance is available for access.)

Loose Article Policy: Loose articles are permitted on this ride. Loose articles such as cell phones, keys, or other small items must be taken with the rider and secured in cargo pockets or zippered pockets. All loose articles which cannot be secured must be locked in a locker, or left with a non-rider.

IBCCES Sensory Guide™

CATWOMAN Whip
St. Louis, MO
ISD#08003

TOUCH	TASTE	SOUND	SMELL	SIGHT
				
Sensory Level (1 = low sensory stimulation, 10 = high sensory stimulation)				
8	1	7	1	7

© 2019 IBCCES ALL RIGHTS RESERVED

Participant Guidelines

- 360-degree loops
- Highly restrictive safety restraints
- Suspended in air
- G-Force speed
- Rotating seats

- Minimal Sensory Impact

- Screaming Guests
- Sound of machinery

- Minimal Sensory Impact

- Potential for Motion Sickness/Dizziness
- Direct Sunlight
- Optical Illusions

© 2019 IBCCES ALL RIGHTS RESERVED

Activity Summary

A unique dual spinning attraction catapults guests into thrilling chaos.

© 2019 IBCCES ALL RIGHTS RESERVED

Colossus

A ride with a circulating motion and frequent stops.

Height Restriction: Lap children may ride if accompanied by a responsible person over 54”.






Physical Requirements: Each rider must maintain in an upright seated position with their head against the headrest during the duration of the ride and their arms, hands, legs, and feet inside the ride vehicle at all times. Riders must possess upper body control and the ability to sit in an upright position and maintain an upright posture. If rider cannot maintain upper body control, they must ride with a responsible person (adult). Riders must step up and down into the ride vehicle and will need to transfer from a wheelchair to the ride vehicle.

Ride Access: Riders using a manual or electric wheelchair or an ECV should enter through the Alternate Access Entrance located at the ride exit.

Loose Article Policy: Loose articles are permitted on this ride. Loose articles such as cell phones, keys, or other small items must be taken with the rider and secured in cargo pockets or zippered pockets. All loose articles which cannot be secured must be locked in a locker, or left with a non-rider.

IBCCES Sensory Guide™

Carousel Holland/Wheel Ferris
ISD#8018

TOUCH	TASTE	SOUND	SMELL	SIGHT
				
Sensory Level (1 = low sensory stimulation, 10 = high sensory stimulation)				
3	1	2	1	3

© 2019 IBCCES ALL RIGHTS RESERVED

Participant Guidelines

- Gently Rocking Gondola
- Minimal Sensory Impact
- Sound of machinery
- Minimal Sensory impact
- Potential for Motion Sickness/Dizziness
- Continuous circular motion
- Shaded gondolas
- Lit at night

© 2019 IBCCES ALL RIGHTS RESERVED

Activity Summary

Find out why the Ferris wheel is an enduring classic.

© 2019 IBCCES ALL RIGHTS RESERVED

Daffy Duck Stars On Parade

A slow moving circular ride.

Height Restriction: Riders must be 54" tall or under to ride.






Physical Requirements: Each rider must maintain in an upright seated position with their head against the headrest during the duration of the ride and their arms, hands, legs, and feet inside the ride vehicle at all times. Riders must possess at least one (1) functioning arm absent of prosthetic devices and one (1) functioning leg absent of prosthetic devices. Riders must step up and down into the ride vehicle and will need to transfer from a wheelchair to the ride vehicle.

Ride Access: Please ask the Ride Operator for instructions on when and where to enter the ride.

Loose Article Policy: Loose articles are permitted on this ride. Loose articles such as cell phones, keys, or other small items must be taken with the rider and secured in cargo pockets or zippered pockets. All loose articles which cannot be secured must be locked in a locker, or left with a non-rider.

IBCCES Sensory Guide™

Zamperla / Swing Kid ISD#8196

TOUCH	TASTE	SOUND	SMELL	SIGHT
				
Sensory Level (1 = low sensory stimulation, 10 = high sensory stimulation)				
3	1	3	1	3

© 2019 IBCCES ALL RIGHTS RESERVED

Participant Guidelines

- Gentle movement
- Elevation changes
- Legs dangle
- Minimal sensory impact
- Close proximity to other guests
- Minimal sensory impact
- Motion sickness/dizziness may occur

© 2019 IBCCES ALL RIGHTS RESERVED

Activity Summary

Swing through the air like a monkey on a vine on this smaller-scale chair lift.

© 2019 IBCCES ALL RIGHTS RESERVED

Dragon's Wing

An exciting attraction with a sudden drop and swinging back and forth motion.

Height Restriction: Riders must be at least 48" tall to fly alone. Riders 42" tall or taller may fly if accompanied by a responsible person over 54".

Physical Requirements: Riders must possess at least two (2) functioning arms absent of prosthetic devices and one (1) functioning leg absent of prosthetic devices in order to be restrained by the flightsuit, and must have two (2) functioning hands capable of grasping and holding on to the landing loop during the landing process. Those using a wheelchair must transfer from the wheelchair onto the ride.






Ride Access: There is not an Alternate Access Entrance, please use attraction entrance.

Loose Article Policy: Loose articles are permitted on this ride. Loose articles such as cell phones, keys, or other small items must be taken with the rider and secured in cargo pockets or zippered pockets. All loose articles which cannot be secured must be locked in a locker, or left with a non-rider.

(A fee is required for Dragon's Wing. Tickets are available for purchase at the Dragon's Wing entrance.)

IBCCES Sensory Guide™

Skycoaster / Skycoaster
ISD#8202

TOUCH	TASTE	SOUND	SMELL	SIGHT
				
Sensory Level (1 = low sensory stimulation, 10 = high sensory stimulation)				
7	1	5	1	6

© 2019 IBCCES ALL RIGHTS RESERVED

Participant Guidelines

- Harnessed into ride
- Free fall sensation
- Soaring airborne in forwards motion
- Minimal Sensory Impact
- Screaming Guests
- Minimal Sensory Impact
- Potential for Motion Sickness/Dizziness
- Direct Sunlight
- Optical Illusions

© 2019 IBCCES ALL RIGHTS RESERVED

Activity Summary

Plummet 100 feet through the air for the ultimate skydiving experience! Parachute not included.

© 2019 IBCCES ALL RIGHTS RESERVED

Elmer Fudd Weather Balloons

A family ride with circulating motion with frequent stops.

Height Restriction: Riders under 36" may ride if accompanied by a responsible person over 54". No lap children are allowed.

Physical Requirements: Each rider must maintain in an upright seated position with their head against the headrest during the duration of the ride and their arms, hands, legs, and feet inside the ride vehicle at all times. Riders must possess at least one (1) functioning arm absent of prosthetic devices and one (1) functioning leg absent of prosthetic devices.






Riders must step up and down into the ride vehicle and will need to transfer from a wheelchair to the ride vehicle.

Ride Access: Please ask the Ride Operator for instructions on when and where to enter the ride.

Loose Article Policy: Loose articles are permitted on this ride. Loose articles such as cell phones, keys, or other small items must be taken with the rider and secured in cargo pockets or zippered pockets. All loose articles which cannot be secured must be locked in a locker, or left with a non-rider.

IBCCES Sensory Guide™

Zamperla/Balloon Samba
ISD#8030

TOUCH	TASTE	SOUND	SMELL	SIGHT
				
Sensory Level (1 = low sensory stimulation, 10 = high sensory stimulation)				
3	1	2	1	3

© 2019 IBCCES ALL RIGHTS RESERVED

Participant Guidelines

- Riders can control spinning of balloon
- Minimum sensory impact
- Sound of machinery
- Minimum sensory impact
- Gentle rise
- Spins in circle
- Soundscape playing
- Motion sickness/dizziness may occur

© 2019 IBCCES ALL RIGHTS RESERVED

Activity Summary

Little aviators whirl through the sky on revolving weather balloons.

© 2019 IBCCES ALL RIGHTS RESERVED

Fireball

An exciting roller coaster that loops upside down in an elevated circular motion.

Height Restriction: Riders must be at least 48” tall to ride this ride.






Physical Requirements: Each rider must maintain in an upright seated position with their back against the seatback during the duration of the ride and their arms, hands, legs, and feet inside the ride vehicle at all times. In addition, riders must possess two (2) naturally fully formed and functioning arms absent of prosthetic devices and two (2) legs to the knee OR one (1) naturally fully formed and functioning arm absent of prosthetic devices and two (2) naturally fully formed and functioning legs absent of prosthetic devices. Prosthetics are not permitted. Casts are not permitted. Riders using a wheelchair must transfer from the wheelchair onto the ride.

Size Limitation: Due to the design of the seating safety device on this ride, exceptionally large or tall people may not be able to ride.

Ride Access: Guests using a manual or electric wheelchair or an ECV should proceed to the exit and present a valid Attraction Access Pass to the Ride Attendant to receive a wait time. Guest will board through the exit after their time has elapsed.

IBCCES Sensory Guide™

Larson/Loop Super Giant 73'
ISD#8005

TOUCH	TASTE	SOUND	SMELL	SIGHT
				
Sensory Level (1 = low sensory stimulation, 10 = high sensory stimulation)				
7	1	7	1	6

© 2019 IBCCES ALL RIGHTS RESERVED

Participant Guidelines

- Inverted hang time
- 360 degree revolutions
- Restricted restraint
- 7 story loop
- Minimal Sensory Impact
- Screaming Guests
- Sound of machinery
- Minimal Sensory Impact
- Potential for Motion Sickness/Dizziness
- Direct Sunlight
- Guests face guests opposite from each other

© 2019 IBCCES ALL RIGHTS RESERVED

Activity Summary

Experience revolutions and incredible weightlessness on our looping thrill ride.

© 2019 IBCCES ALL RIGHTS RESERVED

Foghorn Leghorn National Park Railway

A ride that slowly moves around a track with gentle turns.

Height Restriction: Riders under 36" may ride if accompanied by a responsible person over 54". No lap children are allowed.






Physical Requirements: Each rider must maintain in an upright seated position with their head against the headrest during the duration of the ride and their arms, hands, legs, and feet inside the ride vehicle at all times. Riders must possess at least one (1) functioning arm absent of prosthetic devices and one (1) functioning leg absent of prosthetic devices. Riders must step up and down into the ride vehicle and will need to transfer from a wheelchair to the ride vehicle.

Ride Access: Please ask the Ride Operator for instructions on when and where to enter the ride.

Loose Article Policy: Loose articles are permitted on this ride. Loose articles such as cell phones, keys, or other small items must be taken with the rider and secured in cargo pockets or zippered pockets. All loose articles which cannot be secured must be locked in a locker, or left with a non-rider.

IBCCES Sensory Guide™

Zamperla / Train Electric Pony
ISD#8297

TOUCH	TASTE	SOUND	SMELL	SIGHT
				
Sensory Level (1 = low sensory stimulation, 10 = high sensory stimulation)				
2	1	2	1	2

© 2019 IBCCES ALL RIGHTS RESERVED

Participant Guidelines

- Circular motion
- Minimal sensory impact
- Close proximity to other guests
- Minimal sensory impact
- Motion sickness/dizziness may occur
- Mechanical sounds

© 2019 IBCCES ALL RIGHTS RESERVED

Activity Summary

All aboard classic stagecoaches sized for junior frontiersmen, on this colorful tour through the Wild West.

© 2019 IBCCES ALL RIGHTS RESERVED

Grand Ole Carousel

A ride that slowly moves in a circular manner with a mild up and down motion.

Height Restriction: All Riders must be 42" tall to ride the Grand Ole Carousel alone. However all riders may ride if accompanied by a responsible person over 54".






Physical Requirements: Each rider must maintain in an upright seated position with their head against the headrest during the duration of the ride and their arms, hands, legs, and feet inside the ride vehicle at all times. Riders must possess at least one (1) functioning arm absent of prosthetic devices, one (1) functioning leg absent of prosthetic devices, and one (1) leg to the knee to utilize a horse. To utilize the chariot riders must possess upper body control and the ability to sit in an upright position and maintain an upright posture. If rider cannot maintain upper body control, they must ride with a responsible person (adult). Riders using a wheelchair must transfer from the wheelchair onto the ride.

Ride Access: Riders using a manual or electric wheelchair or an ECV should enter through the Alternate Access Entrance located at the ride exit.

Loose Article Policy: Loose articles are permitted on this ride. Loose articles such as cell phones, keys, or other small items must be taken with the rider and secured in cargo pockets or zippered pockets. All loose articles which cannot be secured must be locked in a locker, or left with a non-rider.

IBCCES Sensory Guide™

PTC / Carousel 17
ISD#8151

TOUCH	TASTE	SOUND	SMELL	SIGHT
				
Sensory Level (1 = low sensory stimulation, 10 = high sensory stimulation)				
3	1	3	1	3

© 2019 IBCCES ALL RIGHTS RESERVED

Participant Guidelines

- Up and down circular motion
- Minimal sensory impact
- Musical soundscape
- Minimal sensory impact
- Motion sickness/dizziness may occur
- Flashing lights

© 2019 IBCCES ALL RIGHTS RESERVED

Activity Summary

A magical merry-go-round for the young and young at heart.

© 2019 IBCCES ALL RIGHTS RESERVED

Joker

A moderate ride which swings side to side and elevates.

Height Restriction: Riders must be at least 42" tall to ride alone. Riders under 42" tall may ride if accompanied by a responsible person over 54". No lap children are allowed.






Physical Requirements: Each rider must maintain in an upright seated position with their head against the headrest during the duration of the ride and their arms, hands, legs, and feet inside the ride vehicle at all times. Riders must possess at least one (1) functioning arm absent of prosthetic devices and two (2) functioning legs absent of prosthetic devices. Riders must step up and down into the ride vehicle and will need to transfer from a wheelchair to the ride vehicle.

Ride Access: Riders using a manual or electric wheelchair or an ECV should enter through the Alternate Access Entrance located to the right of the ride entrance.

Loose Article Policy: Loose articles are permitted on this ride. Loose articles such as cell phones, keys, or other small items must be taken with the rider and secured in cargo pockets or zippered pockets. All loose articles which cannot be secured must be locked in a locker, or left with a non-rider.

IBCCES Sensory Guide™

Intamin/Bounty
ISD#8024

TOUCH	TASTE	SOUND	SMELL	SIGHT
				
Sensory Level (1 = low sensory stimulation, 10 = high sensory stimulation)				
5	1	4	1	4

© 2019 IBCCES ALL RIGHTS RESERVED

Participant Guidelines

- Swings up to 66 ft in height
- 180 degree arc
- Minimal sensory impact
- Mechanical noise
- Guest screams
- Minimal sensory impact
- Potential for Motion Sickness/Dizziness
- Direct light

© 2019 IBCCES ALL RIGHTS RESERVED

Activity Summary

THE JOKER mock you as you set sail on a gut-whooshing swinging ship designed to put a smile on your face.

© 2019 IBCCES ALL RIGHTS RESERVED

Justice League: Battle for Metropolis

An interactive dark ride with turns and spins.

Height Restriction: Guests must be 48 inches tall or taller to ride alone. Guests who are 42 inches tall or taller may ride if accompanied by a responsible person over 54".

Physical Requirements: Each rider must maintain in an upright seated position with their head against the headrest during the duration of the ride and their arms, hands, legs, and feet inside the ride vehicle at all times. Riders must have two (2) natural functioning arms with natural functioning hands capable of grasping and at least one (1) natural functioning leg with a natural foot.






Riders must step up and down into the ride vehicle and will need to transfer from a wheelchair to the ride vehicle.

Ride Access: Riders using a manual or electric wheelchair or an ECV should enter through the Alternate Access Entrance located at the entrance to the building.

Loose Article Policy: Loose articles are permitted on this ride. Loose articles such as cell phones, keys, or other small items must be taken with the rider and secured in cargo pockets or zippered pockets. All loose articles which cannot be secured must be locked in a locker, or left with a non-rider.

IBCCES Sensory Guide™

Sally/Dark Ride
ISD#8006

TOUCH	TASTE	SOUND	SMELL	SIGHT
				
Sensory Level (1 = low sensory stimulation, 10 = high sensory stimulation)				
5	1	5	1	6

© 2019 IBCCES ALL RIGHTS RESERVED

Participant Guidelines

- Sharp twists and turns
- 4D glasses
- Handheld gun
- Restrictive lap bar
- Minimal Sensory Impact
- Loud Soundscape
- Close proximity to other guests
- Minimal Sensory Impact
- Interactive dark ride
- 4D effects
- Special Effects
- Flashing lights
- Fog and Fire Effects

© 2019 IBCCES ALL RIGHTS RESERVED

Activity Summary

4D interactive ride.

© 2019 IBCCES ALL RIGHTS RESERVED

Log Flume

A family boat ride with drops, turns and splashes.






Height Restriction: Riders under 42" tall may ride if accompanied by a responsible person over 54".

Physical Requirements: Each rider must maintain in an upright seated position during the duration of the ride and their arms, hands, legs, and feet inside the ride vehicle at all times. Riders must possess at least one (1) functioning arm absent of prosthetic devices and one (1) functioning leg absent of prosthetic devices. Riders must step up and down in to the ride vehicle and will need to transfer from a wheelchair to the ride vehicle.

Ride Access: Riders using a manual or electric wheelchair or an ECV should enter through the Alternate Access Entrance located at the ride exit.

IBCCES Sensory Guide™

Arrow/Flume LogISD#8021

TOUCH	TASTE	SOUND	SMELL	SIGHT
				
Sensory Level (1 = low sensory stimulation, 10 = high sensory stimulation)				
4	2	2	2	3

© 2019 IBCCES ALL RIGHTS RESERVED

Participant Guidelines

- Could get slightly wet
- Bumps into side of the course
- Significant drop
- Slight chance of water in mouth
- Mechanical noise
- Splashing noise
- Guest screams
- Chlorinated scent
- Potential for Motion Sickness/Dizziness
- Direct sunlight

© 2019 IBCCES ALL RIGHTS RESERVED

Activity Summary

Make a splash on this flume ride down a mountain river, with breathtaking views and heart-pumping drops!

© 2019 IBCCES ALL RIGHTS RESERVED

Marvin The Martian Camp Invasion

A slow moving circular ride that has some elevation.

Height Restriction: Riders under 36" tall may ride if accompanied by a responsible person over 54". No lap children are allowed.






Physical Requirements: Each rider must maintain in an upright seated position with their head against the headrest during the duration of the ride and their arms, hands, legs, and feet inside the ride vehicle at all times. Riders must possess at least one (1) functioning arm absent of prosthetic devices and one (1) functioning leg absent of prosthetic devices. No leg casts are allowed. Riders must step up and down into the ride vehicle and will need to transfer from a wheelchair to the ride vehicle.

Ride Access: Please ask the Ride Operator for instructions on when and where to enter the ride.

Loose Article Policy: Loose articles are permitted on this ride. Loose articles such as cell phones, keys, or other small items must be taken with the rider and secured in cargo pockets or zippered pockets. All loose articles which cannot be secured must be locked in a locker, or left with a non-rider.

IBCCES Sensory Guide™

Zamperla / Bus Crazy
ISD#8117

TOUCH	TASTE	SOUND	SMELL	SIGHT
				
Sensory Level (1 = low sensory stimulation, 10 = high sensory stimulation)				
3	1	3	1	3

© 2019 IBCCES ALL RIGHTS RESERVED

Participant Guidelines

- Varying heights
- Minimal sensory impact
- Close proximity to other guests
- Minimal sensory impact
- Heights
- Forward/backward motion
- Mechanical sounds
- Motion sickness/dizziness may occur

© 2019 IBCCES ALL RIGHTS RESERVED

Activity Summary

Hop into the vehicle for a family-friendly adventure with your favorites.

© 2019 IBCCES ALL RIGHTS RESERVED

Mr. Freeze Reverse Blast

An intense roller coaster with quick acceleration, high speeds, steep drops, fast turns, and inverted turns.

Height Restriction: Riders must be at least 54" tall to ride.






Physical Requirements: Each rider must maintain in an upright seated position with their head against the headrest during the duration of the ride and their arms, hands, legs, and feet inside the ride vehicle at all times. Riders must possess two (2) functioning arms absent of prosthetic devices and two (2) functioning legs absent of prosthetic devices. No casts are allowed. No prosthetics are allowed. Riders must step up and down into the ride vehicle and will need to transfer from a wheelchair to the ride vehicle.

Ride Access: Riders using a manual or electric wheelchair or an ECV should enter through the Alternate Access Entrance located at the ride exit.

Loose Article Policy: Loose articles are not permitted on this ride. Loose articles of any kind (including but not limited to purses, backpacks, beverage containers, cell phones and keys) must be secured in cargo pockets, zippered pockets or article bins, which are located on the ride dock. All loose articles which cannot be secured must be locked in a locker, or left with a non-rider.

IBCCES Sensory Guide™

Premier/Coaster LIM Shuttle Loop diving
ISD#8007

TOUCH	TASTE	SOUND	SMELL	SIGHT
				
Sensory Level (1 = low sensory stimulation, 10 = high sensory stimulation)				
8	1	8	1	8

© 2019 IBCCES ALL RIGHTS RESERVED

Participant Guidelines

<ul style="list-style-type: none"> Highly restrictive safety restraints G-Force speed Tight twists and turns Ride moved in forward and reverse 70 mph 	<ul style="list-style-type: none"> Minimal Sensory Impact 	<ul style="list-style-type: none"> Screaming Guests Sound of machinery 	<ul style="list-style-type: none"> Minimal Sensory Impact 	<ul style="list-style-type: none"> Potential for Motion Sickness/Dizziness Direct Sunlight Optical Illusions
--	--	--	--	---

© 2019 IBCCES ALL RIGHTS RESERVED

Activity Summary

Freeze your fear with shocking acceleration, two inversions, and a 21 story spike freefall—backwards.

© 2019 IBCCES ALL RIGHTS RESERVED

Ninja

An exciting roller coaster with high speed turns and loops and sudden stops.

Height Restriction: Riders must be at least 48" tall to ride.






Physical Requirements: Each rider must maintain in an upright seated position with their head against the headrest during the duration of the ride and their arms, hands, legs, and feet inside the ride vehicle at all times. Riders must possess at least one (1) functioning arm absent of prosthetic devices and one (1) functioning leg absent of prosthetic devices. Riders must step up and down into the ride vehicle and will need to transfer from a wheelchair to the ride vehicle.

Ride Access: Riders using a manual or electric wheelchair or an ECV should enter through the Alternate Access Entrance located at the ride exit.

Loose Article Policy: Loose articles are permitted on this ride. Loose articles such as cell phones, keys, or other small items must be taken with the rider and secured in cargo pockets or zippered pockets. All loose articles which cannot be secured must be locked in a locker, or left with a non-rider.

IBCCES Sensory Guide™

Vekoma/Coaster looping MK1200 Custom
ISD#8008

TOUCH	TASTE	SOUND	SMELL	SIGHT
				
Sensory Level (1 = low sensory stimulation, 10 = high sensory stimulation)				
7	1	7	1	7

© 2019 IBCCES ALL RIGHTS RESERVED

Participant Guidelines

<ul style="list-style-type: none"> Highly restrictive safety restraints G-Force speed Tight twists and turns 55 mph Multiple loops 	<ul style="list-style-type: none"> Minimal Sensory Impact 	<ul style="list-style-type: none"> Screaming Guests Sound of machinery 	<ul style="list-style-type: none"> Minimal Sensory Impact 	<ul style="list-style-type: none"> Potential for Motion Sickness/Dizziness Direct Sunlight Optical Illusions
---	--	--	--	---

© 2019 IBCCES ALL RIGHTS RESERVED

Activity Summary

Master the art of looping on this super-coaster's butterfly 360s, sidewinder loop, and double corkscrew.

© 2019 IBCCES ALL RIGHTS RESERVED

Pandemonium

An exciting ride / attraction with sudden turns and drops.

Height Restriction: Riders must be at least 47" tall to ride alone. Riders 42" tall or taller may ride if accompanied by a responsible person over 54".






Physical Requirements: Each rider must maintain in an upright seated position with their head against the headrest during the duration of the ride and their arms, hands, legs, and feet inside the ride vehicle at all times. Riders must possess at least one (1) functioning arm absent of prosthetic devices and two (2) functioning legs absent of prosthetic devices. Riders must step up and down into the ride vehicle and will need to transfer from a wheelchair to the ride vehicle.

Ride Access: Riders using a manual or electric wheelchair or an ECV should enter through the Alternate Access Entrance located at the ride exit.

Loose Article Policy: Loose articles are not permitted on this ride. Loose articles of any kind (including but not limited to purses, backpacks, beverage containers, cell phones and keys) must be secured in cargo pockets, zippered pockets or article bins, which are located on the ride dock. All loose articles which cannot be secured must be locked in a locker, or left with a non-rider.

IBCCES Sensory Guide™

Gerstlauer/Coaster Spinning
ISD#8009

TOUCH	TASTE	SOUND	SMELL	SIGHT
				
Sensory Level (1 = low sensory stimulation, 10 = high sensory stimulation)				
7	1	7	1	7

© 2019 IBCCES ALL RIGHTS RESERVED

Participant Guidelines

- G-Force speed
- Tight twists and turns
- Constant spinning and height changes
- Restrictive restraints
- Minimal Sensory Impact
- Screaming Guests
- Sound of machinery
- Minimal Sensory Impact
- Potential for Motion Sickness/Dizziness
- Direct Sunlight
- Optical Illusions

© 2019 IBCCES ALL RIGHTS RESERVED

Activity Summary

Spin endless 360s as you hurtle through air.

© 2019 IBCCES ALL RIGHTS RESERVED

River King Mine Train

An exciting coaster with high speed turns, steep drops and suddenstops.

Height Restriction: Riders must be at least 42” tall to ride.






Physical Requirements: Each rider must maintain in an upright seated position with their head against the headrest during the duration of the ride and their arms, hands, legs, and feet inside the ride vehicle at all times. Riders must possess at least one (1) functioning arm absent of prosthetic devices and two (2) functioning legs absent of prosthetic devices or at least two (2) functioning arms absent of prosthetic devices and one (1) functioning leg absent of prosthetic devices. Riders must step up and down into the ride vehicle and will need to transfer from a wheelchair to the ride vehicle.

Ride Access: Riders using a manual or electric wheelchair or an ECV should enter through the Alternate Access Entrance located to the left of the ride entrance.

Loose Article Policy: Loose articles are not permitted on this ride. Loose articles of any kind (including but not limited to purses, backpacks, beverage containers, cell phones and keys) must be secured in cargo pockets, zippered pockets or article bins, which are located on the ride dock. All loose articles which cannot be secured must be locked in a locker, or left with a non-rider.

IBCCES Sensory Guide™

Arrow/ Coaster Run Away Train
ISD#8022

TOUCH	TASTE	SOUND	SMELL	SIGHT
				
Sensory Level (1 = low sensory stimulation, 10 = high sensory stimulation)				
5	1	4	1	4

© 2019 IBCCES ALL RIGHTS RESERVED

Participant Guidelines

<ul style="list-style-type: none"> Dips, dives and turns 37 mph 41 ft drop Lap restraint 	<ul style="list-style-type: none"> Minimal sensory impact 	<ul style="list-style-type: none"> Mechanical noise Guest screams 	<ul style="list-style-type: none"> Minimal sensory impact 	<ul style="list-style-type: none"> Potential for Motion Sickness/Dizziness Direct light Dark tunnel Strobe effect
--	--	---	--	---

© 2019 IBCCES ALL RIGHTS RESERVED

Activity Summary

The brakes are off this fast-paced family mine car adventure, Six Flags St. Louis' first coaster.

© 2019 IBCCES ALL RIGHTS RESERVED

Screamin' Eagle

An exciting coaster with high speed turns and steep drops and sudden stops.

Height Restriction: Riders must be at least 42" tall to ride.






Physical Requirements: Each rider must maintain in an upright seated position with their head against the headrest during the duration of the ride and their arms, hands, legs, and feet inside the ride vehicle at all times. Riders must possess at least one (1) functioning arm absent of prosthetic devices and two (2) functioning legs absent of prosthetic devices. No prosthetics are allowed. For your safety and the safety of others, riders must remove medical devices including half or full length orthotics, braces, crutches, canes, prosthetics and any other type of medical assistance device that is not permanently affixed to the rider's body to prevent hazards or loss due to ride forces. Riders must step up and down into the ride vehicle and will need to transfer from a wheelchair to the ride vehicle.

Ride Access: There is not an Alternate Access Entrance, please use the ride entrance.

Loose Article Policy: Loose articles are permitted on this ride. Loose articles such as cell phones, keys, or other small items must be taken with the rider and secured in cargo pockets or zippered pockets. All loose articles which cannot be secured must be locked in a locker, or left with a non-rider.

IBCCES Sensory Guide™

PTC/PTC 4p/Coaster Wood
ISD#8010

TOUCH	TASTE	SOUND	SMELL	SIGHT
				
Sensory Level (1 = low sensory stimulation, 10 = high sensory stimulation)				
7	1	7	1	7

© 2019 IBCCES ALL RIGHTS RESERVED

Participant Guidelines

<ul style="list-style-type: none"> Highly restrictive safety restraints 62 mph Huge drops and climbs 	<ul style="list-style-type: none"> Minimal Sensory Impact 	<ul style="list-style-type: none"> Screaming Guests Sound of machinery 	<ul style="list-style-type: none"> Minimal Sensory Impact 	<ul style="list-style-type: none"> Potential for Motion Sickness/Dizziness Direct Sunlight Optical Illusions
---	--	--	--	---

© 2019 IBCCES ALL RIGHTS RESERVED

Activity Summary

This iconic wooden masterpiece delivers awe and inspiration with its 10 story drops and 62 mph thrills.

© 2019 IBCCES ALL RIGHTS RESERVED

Shazam!






A moderate ride with a quick circulating motion.

Height Restriction: Riders must be at least 48” tall to ride alone. Riders 36” tall or taller may ride if accompanied by a responsible person over 54”.

Physical Requirements: Each rider must maintain in an upright seated position with their head against the headrest during the duration of the ride and their arms, hands, legs, and feet inside the ride vehicle at all times. Riders must possess at least one (1) functioning arm absent of prosthetic devices and one (1) functioning leg absent of prosthetic devices. Riders must step up and down into the ride vehicle and will need to transfer from a wheelchair to the ride vehicle.

Ride Access: Riders using a manual or electric wheelchair or an ECV should enter through the Alternate Access Entrance located at the ride exit.

Loose Article Policy: Loose articles are permitted on this ride. Loose articles such as cell phones, keys, or other small items must be taken with the rider and secured in cargo pockets or zippered pockets. All loose articles which cannot be secured must be locked in a locker, or left with a non-rider.

IBCCES Sensory Guide™				
Eli Bridge/Scrambler Big Eli			ISD#8023	
TOUCH	TASTE	SOUND	SMELL	SIGHT
				
Sensory Level (1 = low sensory stimulation, 10 = high sensory stimulation)				
5	1	5	1	4
© 2019 IBCCES ALL RIGHTS RESERVED				
Participant Guidelines				
<ul style="list-style-type: none">Whirls and twirlsHeight changesFast spins	<ul style="list-style-type: none">Minimal sensory impact	<ul style="list-style-type: none">Mechanical noiseGuest screams	<ul style="list-style-type: none">Minimal sensory impact	<ul style="list-style-type: none">Potential for Motion Sickness/DizzinessDirect light
© 2019 IBCCES ALL RIGHTS RESERVED				
Activity Summary				
You'll be spinning faster than lightning on Shazam's delightfully disorienting classic scrambler.				
© 2019 IBCCES ALL RIGHTS RESERVED				

SkyScreamer

An exciting high speed swing ride with circular motion.

Height Restriction: All Riders must be at least 48” tall to ride alone. A person who is 44” tall or may ride if accompanied by a responsible person over 54”.






Physical Requirements: Each rider must maintain in an upright seated position with their head against the headrest during the duration of the ride and their arms, hands, legs, and feet inside the ride vehicle at all times. Riders must possess at least one (1) functioning arm absent of prosthetic devices, and one (1) arm which includes the elbow, and two (2) legs which include the knee. No prosthetics are allowed. For your safety and the safety of others, riders must remove medical devices including half or full length orthotics, braces, crutches, canes, prosthetics and any other type of medical assistance device that is not permanently affixed to the rider’s body to prevent hazards or loss due to ride forces. Riders must step up and down into the ride vehicle and will need to transfer from a wheelchair to the ride vehicle.

Ride Access: Riders using a manual or electric wheelchair or an ECV should enter through the Alternate Access Entrance located to the right of the ride entrance.

Loose Article Policy: Loose articles are permitted on this ride. Loose articles such as cell phones, keys, or other small items must be taken with the rider and secured in cargo pockets or zippered pockets. All loose articles which cannot be secured must be locked in a locker, or left with a non-rider.

IBCCES Sensory Guide™

Funtime/Flyer Star 242
ISD#8011

TOUCH	TASTE	SOUND	SMELL	SIGHT
				
Sensory Level (1 = low sensory stimulation, 10 = high sensory stimulation)				
6	1	6	1	6

© 2019 IBCCES ALL RIGHTS RESERVED

Participant Guidelines

- Restrictive safety restraints
- 43mph
- 23 stories high
- Wind blowing
- Feet dangling
- Minimal Sensory Impact
- Screaming Guests
- Sound of machinery
- Minimal Sensory Impact
- Potential for Motion Sickness/Dizziness
- Direct Sunlight

© 2019 IBCCES ALL RIGHTS RESERVED

Activity Summary

Dangle from a startlingly tall 23-story tall tower in a 43 mph spin around the top of the world.

© 2019 IBCCES ALL RIGHTS RESERVED

Spinsanity

An exciting ride with circulating and oscillating up and down motion.

Height Restriction: Must be at least 48" tall to ride.






Physical Requirements: Each rider must have the upper body strength to sustain self in a normal rider position, keep their head upright, and their arms, legs, and feet inside the ride vehicle at all times. In addition, riders must possess at least one naturally fully formed and functioning arm absent of prosthetic devices and two naturally fully formed and functioning legs absent of any prosthetic devices. Prosthetics and casts are not permitted.

Ride Access: Guests using a manual or electric wheelchair or an ECV should enter through the exit.

Loose Article Policy: Loose articles are permitted on this ride. Loose articles such as cell phones, keys, or other small items must be taken with the rider and secured in cargo pockets or zippered pockets. All loose articles which cannot be secured must be locked in a locker, or left with a non-rider.

IBCCES Sensory Guide™

Zamperla/Disk O Mega
ISD#8012

TOUCH	TASTE	SOUND	SMELL	SIGHT
				
Sensory Level (1 = low sensory stimulation, 10 = high sensory stimulation)				
7	1	7	1	7

© 2019 IBCCES ALL RIGHTS RESERVED

Participant Guidelines

- Highly Restrictive safety restraints
- Minimal Sensory Impact
- Screaming Guests
- Minimal Sensory Impact
- Potential for Motion Sickness/Dizziness
- Spins with height changes
- Sound of machinery
- Direct Sunlight
- 5 stories high
- 14 revolutions per minute

© 2019 IBCCES ALL RIGHTS RESERVED

Activity Summary

Hold on tight! Spinsanity has officially whirled into the park.

© 2019 IBCCES ALL RIGHTS RESERVED

Supergirl Sky Flyer

An exciting circular ride that has elevation and a tilt.

Height Restriction: All guests must be 48 inches tall to ride.






Physical Requirements: Do not ride if you have any of the following conditions: recent surgery or illness, heart conditions, neck, back, or bone ailments, pregnancy, high blood pressure or aneurysms, or are under the influence of drugs or alcohol. All passenger restraints, including shoulder harnesses and seat belts, must be fastened properly to allow guest to ride. Due to the restraints some large guests may not be able to ride. A test seat is available near the entrance to the ride. All riders must be able to sit properly (facing forward, sitting upright, flat in the seat with their arms and legs inside the ride), use all restraining devices, and stabilize themselves throughout the entire ride cycle in order to ride. Riders must have at least two (2) natural functioning arms that extend at the minimum to the elbow and one (1) natural functioning hand capable of grasping and at least two (2) natural legs with lower extremities to the knee on both legs in order to ride. No prosthetic devices.

Ride Access: Guests using a manual or electric wheelchair or an ECV should enter through the exit.

Loose Article Policy: Loose articles are permitted on this ride. Loose articles such as cell phones, keys, or other small items must be taken with the rider and secured in cargo pockets or zippered pockets. All loose articles which cannot be secured must be locked in a locker, or left with a non-rider.

IBCCES Sensory Guide™

Zamperla/Endeavour
ISD#8013

TOUCH	TASTE	SOUND	SMELL	SIGHT
				
Sensory Level (1 = low sensory stimulation, 10 = high sensory stimulation)				
7	1	7	1	7

© 2019 IBCCES ALL RIGHTS RESERVED

Participant Guidelines

- Restrictive safety restraints
- High speeds
- Dangling feet
- Spin and tilt
- 7 stories
- Minimal Sensory Impact
- Screaming Guests
- Sound of machinery
- Minimal Sensory Impact
- Potential for Motion Sickness/Dizziness
- Direct Sunlight

© 2019 IBCCES ALL RIGHTS RESERVED

Activity Summary

Giant spinning thrill ride.

© 2019 IBCCES ALL RIGHTS RESERVED

Taz Twister

A gentle circular ride.

Height Restriction: Riders must be a minimum of 36" tall and a maximum of 52" tall to ride.






Physical Requirements: Each rider must maintain in an upright seated position with their head against the headrest during the duration of the ride and their arms, hands, legs, and feet inside the ride vehicle at all times. Riders must possess at least one (1) functioning arm absent of prosthetic devices and one (1) functioning leg absent of prosthetic devices. Riders must step up and down into the ride vehicle and will need to transfer from a wheelchair to the ride vehicle.

Ride Access: Please ask the Ride Operator for instructions on when and where to enter the ride.

Loose Article Policy: Loose articles are permitted on this ride. Loose articles such as cell phones, keys, or other small items must be taken with the rider and secured in cargo pockets or zippered pockets. All loose articles which cannot be secured must be locked in a locker, or left with a non-rider.

IBCCES Sensory Guide™

Zamperla/Cup Tea MiniISD#8033

TOUCH	TASTE	SOUND	SMELL	SIGHT
				
Sensory Level (1 = low sensory stimulation, 10 = high sensory stimulation)				
3	1	2	1	3

© 2019 IBCCES ALL RIGHTS RESERVED

Participant Guidelines

- Level of spin controlled by riders
- Swivels in circle
- Lap restraint
- Minimum sensory impact
- Sound of machinery
- Soundscape playing
- Minimum sensory impact
- Motion sickness/dizziness may occur

© 2019 IBCCES ALL RIGHTS RESERVED

The Boss

An exciting coaster with high speed turns and steep drops and sudden stops.

Height Restriction: Riders must be at least 48" tall to ride.






Physical Requirements: Each rider must maintain in an upright seated position with their head against the headrest during the duration of the ride and their arms, hands, legs, and feet inside the ride vehicle at all times. Riders must possess at least one (1) functioning arm absent of prosthetic devices and two (2) functioning legs absent of prosthetic devices. No prosthetics are allowed. For your safety and the safety of others, riders must remove medical devices including half or full length orthotics, braces, crutches, canes, prosthetics and any other type of medical assistance device that is not permanently affixed to the rider's body to prevent hazards or loss due to ride forces. Riders must step up and down into the ride vehicle and will need to transfer from a wheelchair to the ride vehicle.

Ride Access: Riders using a manual or electric wheelchair or an ECV should enter through the Alternate Access Entrance located at the ride exit.

Loose Article Policy: Loose articles are not permitted on this ride. Loose articles of any kind (including but not limited to purses, backpacks, beverage containers, cell phones and keys) must be secured in cargo pockets, zippered pockets or article bins, which are relocated on the ride dock. All loose articles which cannot be secured must be locked in a locker, or left with a non-rider.

IBCCES Sensory Guide™

RCCA / Gerstlauer 4p / Coaster Wood
ISD#8172

TOUCH	TASTE	SOUND	SMELL	SIGHT
				
Sensory Level (1 = low sensory stimulation, 10 = high sensory stimulation)				
7	1	7	1	7

© 2019 IBCCES ALL RIGHTS RESERVED

Participant Guidelines

- Lap restraint
- Huge drops
- High speed
- Twists and turns
- Minimal Sensory Impact
- Close proximity to other guests
- Mechanical sound
- Minimal Sensory impact
- Potential for Motion Sickness/Dizziness
- Optical illusions
- Heights

© 2019 IBCCES ALL RIGHTS RESERVED

Activity Summary

Classic wooden architecture meets cutting edge engineering to deliver spectacular drops and 70 mph turns.

© 2019 IBCCES ALL RIGHTS RESERVED

Thunder River

A family raft ride through white water with splashes and turns.

Height Restriction: Riders must be 42” tall to ride alone. Riders 36” tall or taller may ride if accompanied by a responsible person (adult)54” tall or taller.






Physical Requirements: Each rider must maintain in an upright seated position with their head against the headrest during the duration of the ride and their arms, hands, legs, and feet inside the ride vehicle at all times. Riders must possess at least one (1) functioning arm absent of prosthetic devices and one (1) functioning leg absent of prosthetic devices. Riders must step up and down into the ride vehicle and will need to transfer from a wheelchair to the ride vehicle.

Ride Access: Riders using a manual or electric wheelchair or an ECV should enter through the Alternate Access Entrance located to the left of the ride entrance.

Loose Article Policy: Loose articles are permitted on this ride. Loose articles such as cell phones, keys, or other small items must be taken with the rider and secured in cargo pockets or zippered pockets. All loose articles which cannot be secured must be locked in a locker, or left with a non-rider.

IBCCES Sensory Guide™

Intamin/Rapids
ISD#8025

TOUCH	TASTE	SOUND	SMELL	SIGHT
				
Sensory Level (1 = low sensory stimulation, 10 = high sensory stimulation)				
5	2	3	2	4

© 2019 IBCCES ALL RIGHTS RESERVED

Participant Guidelines

<ul style="list-style-type: none"> Will get wet Bump into walls Rocking motion in rapids Spins in current 	<ul style="list-style-type: none"> Chance water will get in mouth 	<ul style="list-style-type: none"> Guest screams Water rushing 	<ul style="list-style-type: none"> Chlorinated scent 	<ul style="list-style-type: none"> Potential for Motion Sickness/Dizziness Direct light Water may splash in eyes Some shaded sections
---	--	--	---	---

© 2019 IBCCES ALL RIGHTS RESERVED

Activity Summary

Ride the ultimate white water rafting experience.

© 2019 IBCCES ALL RIGHTS RESERVED

Tommy G. Robertson Railroad

A family ride that moves around a track with gentle turns.

Height Restriction: None






Physical Requirements: Each rider must maintain in an upright seated position with their head against the headrest during the duration of the ride and their arms, hands, legs, and feet inside the ride vehicle at all times. Riders must possess upper body control and the ability to sit in an upright position and maintain an upright posture. If rider cannot maintain upper body control, they must ride with a responsible person (adult). Riders must step up and down into the ride vehicle and will need to transfer from a wheelchair to the ride vehicle.

Ride Access: Riders using a manual or electric wheelchair or an ECV should enter through the Alternate Access Entrance located to the right of the ride entrance.

Loose Article Policy: Loose articles are permitted on this ride. Loose articles such as cell phones, keys, or other small items must be taken with the rider and secured in cargo pockets or zippered pockets. All loose articles which cannot be secured must be locked in a locker, or left with a non-rider.

IBCCES Sensory Guide™

Crown Metal/Train SteamISD#8017

TOUCH	TASTE	SOUND	SMELL	SIGHT
				
Sensory Level (1 = low sensory stimulation, 10 = high sensory stimulation)				
3	1	3	2	3

© 2019 IBCCES ALL RIGHTS RESERVED

Participant Guidelines

- Wooden Seats
- Rocking and swaying gently
- Minimal Sensory Impact
- Sound of machinery
- Train whistle
- Engine odor
- Potential for Motion Sickness/Dizziness
- Shaded train cars

© 2019 IBCCES ALL RIGHTS RESERVED

Activity Summary

Take a relaxing tour of downtown Six Flags on a beautiful, working steam locomotive.

© 2019 IBCCES ALL RIGHTS RESERVED

Tsunami Soaker

An aquatic battle in a spinning ride on water.

Height Restriction: Riders must be 48” tall to ride alone. Riders 36” tall or taller may ride if accompanied by a responsible person (adult 54” tall or taller).






Physical Requirements: Each rider must maintain in an upright seated position with their back against the seatback during the duration of the ride and their arms, hands, legs, and feet inside the ride vehicle at all times. Riders must possess at least one (1) functioning arm absent of prosthetic devices and one (1) functioning leg extremity absent of prosthetic devices. Casts may not restrict the rider from bending the elbow or knee. Riders must step up and down into the ride vehicle and will need to transfer from a wheelchair to the ride vehicle.

Ride Access: Riders using a manual or electric wheelchair or an ECV should enter through the Alternate Access Entrance located at the ride exit.

Loose Article Policy: Loose articles are permitted on this ride. Loose articles such as cell phones, keys, or other small items must be taken with the rider and secured in cargo pockets or zippered pockets. All loose articles which cannot be secured must be locked in a locker, or left with a non-rider.

IBCCES Sensory Guide™

Mack/Twist N Splash
ISD#8026

TOUCH	TASTE	SOUND	SMELL	SIGHT
				
Sensory Level (1 = low sensory stimulation, 10 = high sensory stimulation)				
5	2	4	2	4

© 2019 IBCCES ALL RIGHTS RESERVED

Participant Guidelines

- Will get wet
- Chance water will get in mouth
- Guest screams
- Chlorinated scent
- Potential for Motion Sickness/Dizziness
- Bump into walls
- Water rushing
- Direct light
- Water may splash in eyes
- Spins in current

© 2019 IBCCES ALL RIGHTS RESERVED

Activity Summary

Tsunami Soaker allows riders to spray each other while turning and spinning in a circle.

© 2019 IBCCES ALL RIGHTS RESERVED

Tweety's Twee House

A ride with a mild up and down motion.

Height Restriction: Riders under 36" tall must be accompanied by a responsible rider 54" tall or taller.






Physical Requirements: Each rider must maintain in an upright seated position with their head against the headrest during the duration of the ride and their arms, hands, legs, and feet inside the ride vehicle at all times. Riders must possess at least one (1) functioning arm absent of prosthetic devices and one (1) functioning leg absent of prosthetic devices. No leg casts are allowed. Riders must step up and down into the ride vehicle and will need to transfer from a wheelchair to the ride vehicle.

Ride Access: Please ask the Ride Operator for instructions on when and where to enter the ride.

Loose Article Policy: Loose articles are permitted on this ride. Loose articles such as cell phones, keys, or other small items must be taken with the rider and secured in cargo pockets or zippered pockets. All loose articles which cannot be secured must be locked in a locker, or left with a non-rider.

IBCCES Sensory Guide™

Zamperla/Star Jumpin
ISD#8034

TOUCH	TASTE	SOUND	SMELL	SIGHT
				
Sensory Level (1 = low sensory stimulation, 10 = high sensory stimulation)				
3	1	2	1	3

© 2019 IBCCES ALL RIGHTS RESERVED

Participant Guidelines

- 20 foot lift
- Gently moves up and down
- Minimum sensory impact
- Sound of machinery
- Soundscape playing
- Minimum sensory impact
- Motion sickness/dizziness may occur

© 2019 IBCCES ALL RIGHTS RESERVED

Activity Summary

Jiggle till you giggle on this bouncy tower lift for little kids.

© 2019 IBCCES ALL RIGHTS RESERVED

Xcalibur

A ride with circulating and oscillating up and down motion.

Height Restriction: Riders must be at least 54" tall to ride.






Physical Requirements: Each rider must maintain in an upright seated position with their head against the headrest during the duration of the ride and their arms, hands, legs, and feet inside the ride vehicle at all times. Riders must possess at least one (1) functioning arm absent of prosthetic devices and one (1) functioning leg absent of prosthetic devices. Riders must step up and down into the ride vehicle and will need to transfer from a wheelchair to the ride vehicle.

Ride Access: Riders using a manual or electric wheelchair or an ECV should enter through the Alternate Access Entrance located at the ride exit.

Loose Article Policy: Loose articles are permitted on this ride. Loose articles such as cell phones, keys, or other small items must be taken with the rider and secured in cargo pockets or zippered pockets. All loose articles which cannot be secured must be locked in a locker, or left with a non-rider.

IBCCES Sensory Guide™

Nauta Bussink Bailey/Vekome/Evolution ISD#8016

TOUCH	TASTE	SOUND	SMELL	SIGHT
				
Sensory Level (1 = low sensory stimulation, 10 = high sensory stimulation)				
7	1	7	1	7

© 2019 IBCCES ALL RIGHTS RESERVED

Participant Guidelines

<ul style="list-style-type: none">• Highly Restrictive safety restraints• Extreme height• Feeling of freefall• Massive swings	<ul style="list-style-type: none">• Minimal Sensory Impact	<ul style="list-style-type: none">• Screaming Guests• Sound of machinery	<ul style="list-style-type: none">• Minimal Sensory Impact	<ul style="list-style-type: none">• Potential for Motion Sickness/Dizziness• Direct Sunlight
--	--	---	--	---

© 2019 IBCCES ALL RIGHTS RESERVED

Activity Summary

Spin back to the rowdy, rebellious days of King Arthur's Round Table.

© 2019 IBCCES ALL RIGHTS RESERVED

Yosemite Sam Tugboat Tailspin

A slow moving circular ride that has some elevation.

Height Restriction: Riders under 42" tall must be accompanied by a responsible person (adult) 54" tall or taller.






Physical Requirements: Each rider must maintain in an upright seated position with their head against the headrest during the duration of the ride and their arms, hands, legs, and feet inside the ride vehicle at all times. Riders must possess at least one (1) functioning arm absent of prosthetic devices and one (1) functioning leg absent of prosthetic devices. Riders must step up and down into the ride vehicle and will need to transfer from a wheelchair to the ride vehicle.

Ride Access: Please ask the Ride Operator for instructions on when and where to enter the ride

Loose Article Policy: Loose articles are permitted on this ride. Loose articles such as cell phones, keys, or other small items must be taken with the rider and secured in cargo pockets or zippered pockets. All loose articles which cannot be secured must be locked in a locker, or left with a non-rider.

IBCCES Sensory Guide™

Zamperla/Tug Rockin
ISD#8035

TOUCH	TASTE	SOUND	SMELL	SIGHT
				
Sensory Level (1 = low sensory stimulation, 10 = high sensory stimulation)				
4	1	2	1	3

© 2019 IBCCES ALL RIGHTS RESERVED

Participant Guidelines

- Swivels, twists and scoots
- Fast pace
- Wobbly movement
- Lap restraint
- Rocking
- Minimum sensory impact
- Sound of machinery
- Soundscape playing
- Minimum sensory impact
- Motion sickness/dizziness may occur

© 2019 IBCCES ALL RIGHTS RESERVED

Activity Summary

This gushing geyser will make you zig and zag across wobbly waters.

© 2019 IBCCES ALL RIGHTS RESERVED

Hurricane Harbor Attractions: Adventure Cove

A children’s aquatic attraction with various water elements in a pool with a depth of up to 3 feet. Play elements include tipping buckets with water splash and sprays, water blasters, slides, tunnels and net climbs. Physical and cognitive ability is required to maintain riding position on slides.

Height/Weight Restriction: You must be 54” or less to participate unless accompanying a child. You must be at least 42” to ride Tree House slides. You must be 48” or less to ride Pirate Ship slides. Maximum 1 rider per slide.

Physical Requirements: On slides, guests must possess the physical and cognitive abilities to hold themselves in a feet first position throughout the ride. Guests with casts are not allowed to participate. **Ride Access:** Zero depth sloped entry for access to the pool. Slides and some play elements can be accessed using staircases with multiple flights of stairs or net climbs. A children’s aquatic attraction with various water elements in a pool with a depth of up to 3 feet. Play elements include tipping buckets with water splash and sprays, water blasters, slides, tunnels and net climbs. Physical and cognitive ability is required to maintain riding position on slides.

Height/Weight Restriction: You must be 54” or less to participate unless accompanying a child. You must be at least 42” to ride Tree House slides. You must be 48” or less to ride Pirate Ship slides. Maximum 1 rider per slide.

Physical Requirements: On slides, guests must possess the physical and cognitive abilities to hold themselves in a feet first position throughout the ride. Guests with casts are not allowed to participate.

Ride Access: Zero depth sloped entry for access to the pool. Slides and some play elements can be accessed using staircases with multiple flights of stairs or net climbs.

IBCCES Sensory Guide™
 NBGS/Area Water Play structure ship | ISD#8043

TOUCH	TASTE	SOUND	SMELL	SIGHT
Sensory Level (1 = low sensory stimulation, 10 = high sensory stimulation)				
3	2	3	3	3

© 2019 IBCCES ALL RIGHTS RESERVED

Participant Guidelines

- Will get wet
- Shallow free play area
- Small slides
- Splashing
- Water may enter mouth
- Sound of water rushing
- Noisy at peak times
- Strong chlorinated smell
- Natural lighting
- Possible water in eyes
- Small dark tunnel slides

© 2019 IBCCES ALL RIGHTS RESERVED

Activity Summary

The kid-sized pirate ship has junior slides leading to a shallow water splash.

© 2019 IBCCES ALL RIGHTS RESERVED

IBCCES Sensory Guide™
 NBGS/Area Water Play structure ship | ISD#8043

TOUCH	TASTE	SOUND	SMELL	SIGHT
Sensory Level (1 = low sensory stimulation, 10 = high sensory stimulation)				
3	2	3	3	3

© 2019 IBCCES ALL RIGHTS RESERVED

Participant Guidelines

- Will get wet
- Shallow free play area
- Small slides
- Splashing
- Water may enter mouth
- Sound of water rushing
- Noisy at peak times
- Strong chlorinated smell
- Natural lighting
- Possible water in eyes
- Small dark tunnel slides

© 2019 IBCCES ALL RIGHTS RESERVED

Activity Summary

The kid-sized pirate ship has junior slides leading to a shallow water splash.

© 2019 IBCCES ALL RIGHTS RESERVED

Big Kahuna

A large serpentine flume where multiple persons ride in a raft down a river-rapids-like slide. Guests will experience high speeds, turns, and side-to-side motions. This ride ends in a landing pool 3 ½ feet deep. Physical and cognitive ability is required to maintain riding position.






Height/Weight Restriction: You must be at least 42” to ride alone, at least 36” if accompanied by an adult. Maximum of 5 riders per raft. Combined weight of riders may not exceed 1000 lbs.

Physical Requirements: Guests must possess the physical and cognitive abilities to hold themselves in an upright-seated position while holding onto two handles of the raft throughout the course of the ride. Guests with casts are not allowed to ride.

Ride Access: There is one entrance to this attraction through a queue line and up multiple flights of stairs. Access is available to the edge of the catch pool through the exit pathway.

IBCCES Sensory Guide™

Pro Slide/Flume Raft Tube—Serpentine mammoth
ISD#8036

TOUCH	TASTE	SOUND	SMELL	SIGHT
				
Sensory Level (1 = low sensory stimulation, 10 = high sensory stimulation)				
4	2	2	3	3

© 2019 IBCCES ALL RIGHTS RESERVED

Participant Guidelines

<ul style="list-style-type: none"> Will get wet Fast pace Banking curves Steep slopes Splashy ride 	<ul style="list-style-type: none"> Water may enter mouth 	<ul style="list-style-type: none"> Guests on ride may be loud Sound of water rushing 	<ul style="list-style-type: none"> Strong chlorinated smell 	<ul style="list-style-type: none"> Motion sickness/dizziness may occur Natural lighting may be bright
---	---	--	--	---

© 2019 IBCCES ALL RIGHTS RESERVED

Activity Summary

It takes teamwork to pilot family-sized rafts down six stories of wide and curvy rapids.

© 2019 IBCCES ALL RIGHTS RESERVED

Bonzai Pipeline

A serpentine flume with high thrills of acceleration and deceleration forces from front and rear and all sides. Riders will experience high speeds, steep drops and tight turns. Guests will decelerate in a run out with a water depth of 8 inches. Riders must be able to sit up in slide run out without assistance. Physical and cognitive ability is required to maintain riding position.






Height/Weight Restriction: You must be at least 48” to ride. May not exceed 300 lbs. Maximum 1 rider per slide.

Physical Requirements: Guests must possess the physical and cognitive abilities to stand in launch capsule with back and head against capsule wall and hold themselves in a feet first position throughout the ride, with legs crossed at the ankles and arms crossover the chest. Rider must be able to sit up in slide run out without assistance. Guests with casts are not allowed to ride. Footwear is not allowed.

Ride Access: There is one entrance to this attraction through a queue line and up multiple flights of stairs. Access to the slide run out is available from the exit pathway.

IBCCES Sensory Guide™

Pro Slide/Flume Body—Speed slide sky box, free fall, super loop
ISD#8037

TOUCH	TASTE	SOUND	SMELL	SIGHT
				
Sensory Level (1 = low sensory stimulation, 10 = high sensory stimulation)				
7	2	5	3	4

© 2019 IBCCES ALL RIGHTS RESERVED

Participant Guidelines

- Trapdoor launches you on slide
- 6 story drop
- Wildly looping slide
- Will become wet
- Water may enter mouth
- Guests on ride may be loud
- Sound of water rushing
- Strong chlorinated smell
- Motion sickness/dizziness may occur
- Enclosed slide with natural light filtering through

© 2019 IBCCES ALL RIGHTS RESERVED

Activity Summary

The launch tube has a trapdoor that opens, sending you six-stories at 40 mph!

© 2019 IBCCES ALL RIGHTS RESERVED

Gulley Washer Creek

A simulated flowing river where riders float in tubes along its course. Guests experience currents and may encounter waterfalls, geysers, and splashing. The pool depth is up to 2 feet, 8 inches.






Height/Weight Restriction: Small and non-swimming children must swim with an adult. A small child may ride in the lap of an adult, all other riders, 1 per seat.

Physical Requirements: Must float in a raft.

Ride Access: There are two entrances/exits for the attraction with zero depth sloped entry.

IBCCES Sensory Guide™

ADG/River Lazy
ISD#8038

TOUCH	TASTE	SOUND	SMELL	SIGHT
				
Sensory Level (1 = low sensory stimulation, 10 = high sensory stimulation)				
2	2	2	3	2

© 2019 IBCCES ALL RIGHTS RESERVED

Participant Guidelines

- Will get wet
- Water in your mouth
- Sound of water rushing
- Strong chlorine smell
- Natural lighting
- Waterfalls and geysers along the ride

© 2019 IBCCES ALL RIGHTS RESERVED

Activity Summary

Take a relaxing and scenic 1,100-foot raft cruise down a lazy river.

© 2019 IBCCES ALL RIGHTS RESERVED

Hurricane Bay

An ocean-like swimming pool with simulated waves and currents that can be strong. Pool depth ranges from a zero depth entry to 7 feet.






Height/Weight Restriction: Small and non-swimming children must swim with an adult.

Physical Requirements: Guests with casts are not allowed to participate.

Ride Access: Zero depth sloped entry/exit.

IBCCES Sensory Guide™

Wavetek/Pool Wave
ISD#8041

TOUCH	TASTE	SOUND	SMELL	SIGHT
				
Sensory Level (1 = low sensory stimulation, 10 = high sensory stimulation)				
4	2	4	3	3

© 2019 IBCCES ALL RIGHTS RESERVED

Participant Guidelines

- Will get wet
- Shallow sections for less adventurous swimmers
- Four foot crests in parts
- Water may enter mouth
- Sound of water rushing
- Noisy at peak times
- Strong chlorinated smell
- Natural lighting

© 2019 IBCCES ALL RIGHTS RESERVED

Activity Summary

A huge 30,000-square-foot wave pool makes king-sized currents.

© 2019 IBCCES ALL RIGHTS RESERVED

Tornado

Riders slide on a tube on a half-pipe type water flume where they travel down a steep wall and ride up the opposite wall oscillating back and forth until they lose momentum and slide into a 3 foot deep pool. Guests experience steep drops, variable and high speeds, free-falling sensations and multi-directional forces. Physical and cognitive ability is required to maintain riding position.






Height/Weight Restriction: You must be at least 48” to ride. Combined weight of riders may not exceed 700 lbs. Minimum of 2 and maximum of 4 riders per raft. One rider per seat.

Physical Requirements: Guests must possess the physical and cognitive abilities to hold themselves in an upright-seated position while holding onto two handles of the vehicle throughout the ride. Guests with casts are not allowed to ride.

Ride Access: There is one entrance to this attraction through a queue line and up multiple flights of stairs. Access is available to the edge of the catch pool from the exit pathway.

IBCCES Sensory Guide™

Pro Slide/Flume Raft Tube—Funnel Tornado
ISD#8044

TOUCH	TASTE	SOUND	SMELL	SIGHT
				
Sensory Level (1 = low sensory stimulation, 10 = high sensory stimulation)				
7	2	6	3	3

© 2019 IBCCES ALL RIGHTS RESERVED

Participant Guidelines

<ul style="list-style-type: none"> Will get wet Fast and twisting ride Wind effects High curves 7 story height Waterfall 	<ul style="list-style-type: none"> Water may enter mouth 	<ul style="list-style-type: none"> Sound of water rushing Noisy at peak times Echo 	<ul style="list-style-type: none"> Strong chlorinated smell 	<ul style="list-style-type: none"> Possible water in eyes Tunnel with natural light filtering in
--	---	---	--	--

© 2019 IBCCES ALL RIGHTS RESERVED

Activity Summary

Raft down a 132-foot tunnel into the mouth of a gigantic funnel.

© 2019 IBCCES ALL RIGHTS RESERVED

Tube Slides – Piranha, Stingray, Hammerhead, Man-O-War

Riders sit in an inflatable tube and travel down the path of a serpentine flume experiencing variable and high speeds, multi-directional forces, and steep drops, which may include free-falling sensations. Riders will decelerate in a landing pool up to 3½ feet deep. Physical and cognitive ability is required to maintain riding position.






Height/Weight Restriction: You must be at least 48” to ride. Combined weight of riders may not exceed 400 lbs. Maximum of 1 rider per single tube and 2 riders per double tube. One rider per seat.

Physical Requirements: Guests must possess the physical and cognitive abilities to hold themselves in a seated position while holding on to two handles of the raft, with palms down, throughout the course of the ride. When two riders are riding a double tube, the lighter rider sits in the front seat. Rider in back seat must extend legs forward and straddle the rider in the front seat. Guests with casts are not allowed to ride. Footwear is not allowed.

Ride Access: There is one entrance to this attraction through a queue line and up multiple flights of stairs. There is access to the edge of the catch pool through the exit of the ride.

IBCCES Sensory Guide™

Pro Slide / Flume Raft Tube— Funnel Tornado, serpentine pipeline
ISD#8392

TOUCH	TASTE	SOUND	SMELL	SIGHT
				
Sensory Level (1 = low sensory stimulation, 10 = high sensory stimulation)				
4	2	3	3	4

© 2019 IBCCES ALL RIGHTS RESERVED

Participant Guidelines

- Will get wet
- Strong current
- Banking turns
- Water curtains
- Tube
- Close proximity to other guests
- Water may enter mouth
- Sound of water rushing
- Echo in tunnel
- Close proximity to other guests
- Strong chlorinated smell
- Open air and enclosed slides
- Water may enter eyes

© 2019 IBCCES ALL RIGHTS RESERVED

Activity Summary

An unforgettable mega-thrill raft ride that blasts through a whitewater journey filled with alternating tunnels and plenty of twists and turns.

© 2019 IBCCES ALL RIGHTS RESERVED

Typhoon Twister

A large serpentine flume where multiple persons ride in a raft down river rapids like slide. Guests will experience high speeds, turns, and side-to-side motions. Physical and cognitive ability is required to maintain riding position.






Height/Weight Restriction: Guests must be at least 48" to ride. Maximum of 4 riders per raft. Combined weight of riders may not exceed 700 lbs.

Physical Requirements: Guests must possess the physical and cognitive abilities to hold themselves in an upright-seated position while holding onto two handles of the raft throughout the course of the ride. Guests with casts are not allowed to ride.

Ride Access: There is one entrance to this attraction through a queueline and up multiple flights of stairs.

IBCCES Sensory Guide™

Pro Slide/Flume wall tornado wave, bowl behemoth
ISD#8046

TOUCH	TASTE	SOUND	SMELL	SIGHT
				
Sensory Level (1 = low sensory stimulation, 10 = high sensory stimulation)				
8	2	7	3	7

© 2019 IBCCES ALL RIGHTS RESERVED

Participant Guidelines

<ul style="list-style-type: none"> Will get wet Fast and twisting ride Feeling of weightlessness Spinning whirlpool 5 story drop 	<ul style="list-style-type: none"> Water may enter mouth 	<ul style="list-style-type: none"> Sound of water rushing foggy at peak times Echo Sound of other riders 	<ul style="list-style-type: none"> Strong chlorinated smell 	<ul style="list-style-type: none"> Possible water in eyes Tunnel with natural light filtering in Motion sickness/dizziness may occur
---	---	--	--	---

© 2019 IBCCES ALL RIGHTS RESERVED

Activity Summary

A two-in-one hybrid, zero-gravity slide complex.

© 2019 IBCCES ALL RIGHTS RESERVED

Wahoo Racer

A straight flume with high thrills of acceleration and deceleration forces from side to side and front to rear. Riders slide headfirst on a mat and will experience high speeds, steep drops, and zero gravity effects. Guests will decelerate in a run out with a water depth of 8 inches. Physical and cognitive ability is required to maintain riding position.






Height/Weight Restriction: Riders must be at least 42” tall to ride. Maximum 1 rider per mat.

Physical Requirements: Guests must possess the physical and cognitive abilities to remain in proper riding position, lying on their stomach and holding onto both handles throughout the ride. Guests with casts are not allowed to ride.

Ride Access: There is one entrance to this attraction through a queue line and up multiple flights of stairs. Access is also available to the runout of the attraction.

IBCCES Sensory Guide™

Pro Slide / Flume Raft Tube kid—racer pro 6 lane
ISD#8417

TOUCH	TASTE	SOUND	SMELL	SIGHT
				
Sensory Level (1 = low sensory stimulation, 10 = high sensory stimulation)				
3	2	3	2	3

© 2019 IBCCES ALL RIGHTS RESERVED

Participant Guidelines

- Will get wet
- Child's slide
- Mat
- Water may enter mouth
- Close proximity to other guests
- Chlorinated scent
- Water may enter eyes

© 2019 IBCCES ALL RIGHTS RESERVED

Activity Summary

Racing slides for the park's youngest visitors, Banzai Racers allow riders to compete side-by-side on a racing mat before splashing into the water below

© 2019 IBCCES ALL RIGHTS RESERVED

Updated March 29, 2022